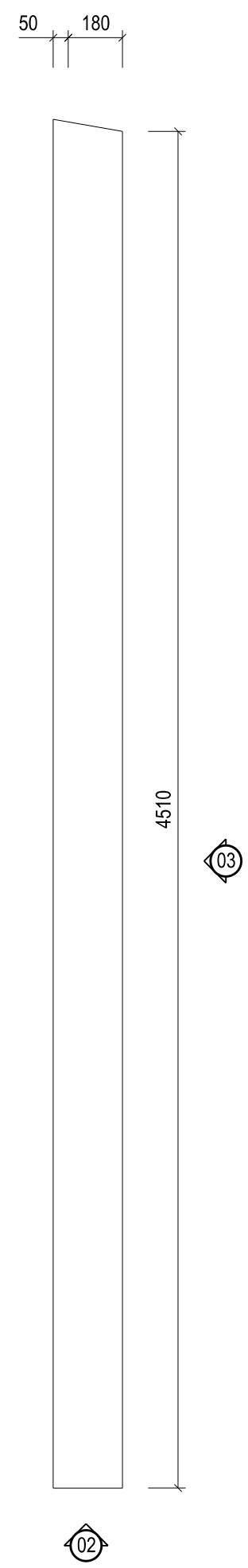


CONTRACTORS SHALL VERIFY JOB DIMENSIONS BEFORE ANY JOB COMMENCES. ALL SHOP DRAWINGS SHALL BE SUBMITTED TO THE SUPERINTENDENT AND MANUFACTURER SHALL NOT COMMENCE FROM THE RETURN OF DIMENSIONS SHOP DRAWINGS REVIEWED BY THE CONSULTANT. FIGURED DIMENSIONS SHALL TAKE PRECEDENCE OVER SCALES. THIS DRAWING SHALL BE READ IN CONJUNCTION WITH ALL RELEVANT CONTRACT SPECIFICATIONS AND DRAWINGS COPYRIGHT OF THIS DRAWING IS VESTED IN WARDLE.

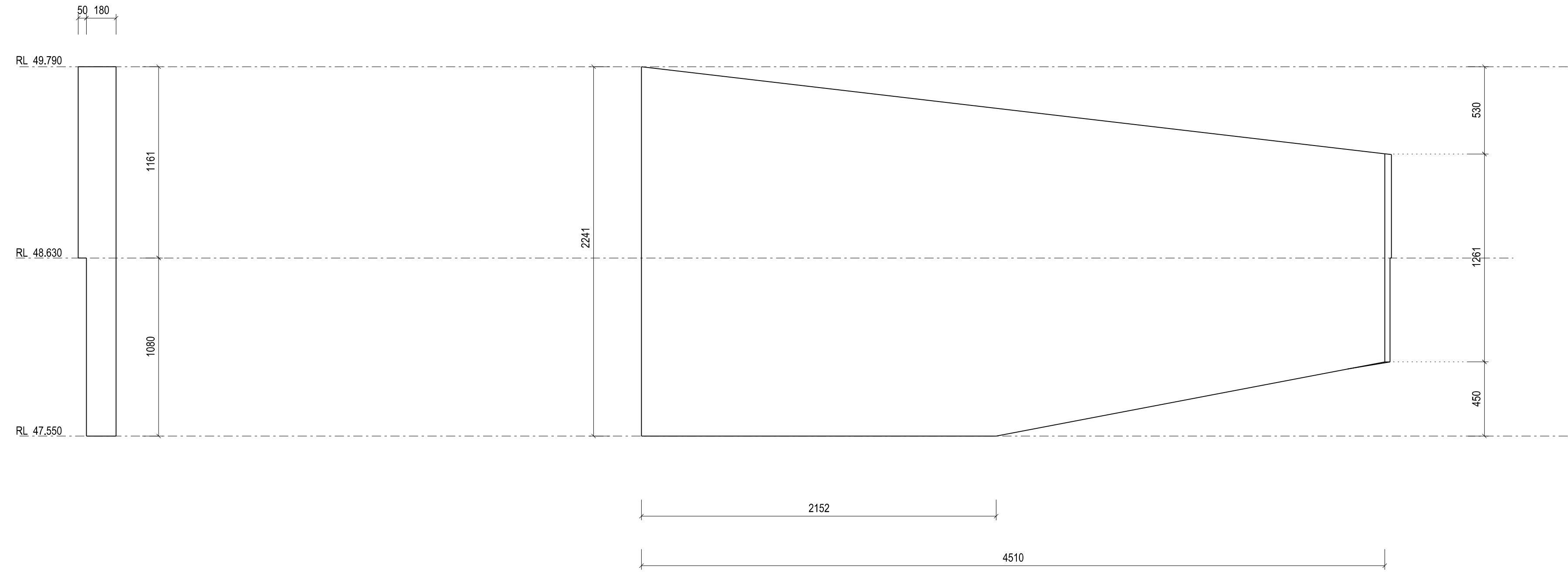
General Notes & Legend

PRECAST PANEL NOTES:

1. REFER TO PRECAST SETOUT PLANS, AR1513 FOR LEVEL 1 GENERAL ARRANGEMENT AND SETOUT.
2. EDGE PROFILES, CHAMFERS, FALLS, NOT SHOWN FOR CLARITY. REFER TO FACADE SECTION DETAILS AND PRECAST EDGE PROFILE DETAILS, AR6100 AND AR6300 SERIES.
3. REFER TO FACADE ELEVATIONS, 3000 SERIES, FOR PANEL FINISHES.
4. REFER TO AR5030 & 5031 FOR DETAILS AROUND THE EAST TERRACE PLATS AND PRECAST.

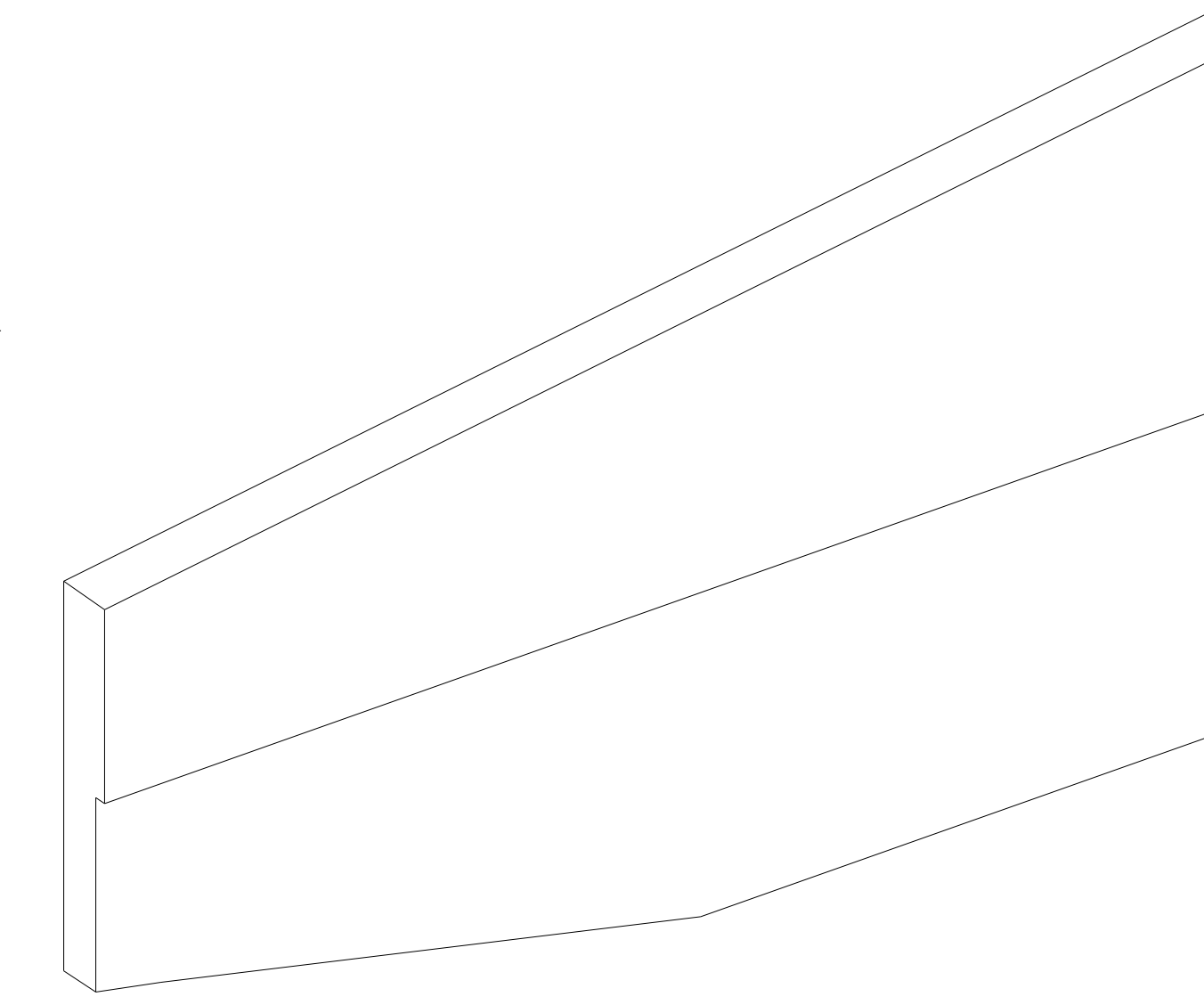


01 PRECAST PANEL 01 - PLAN
SCALE 1:20
NOTE: PANEL TO BE PLACED AS PART OF THE INSITU CONCRETE STRUCTURE ON-SITE - REFER TO STRUCTURAL DRAWINGS FOR DETAILS

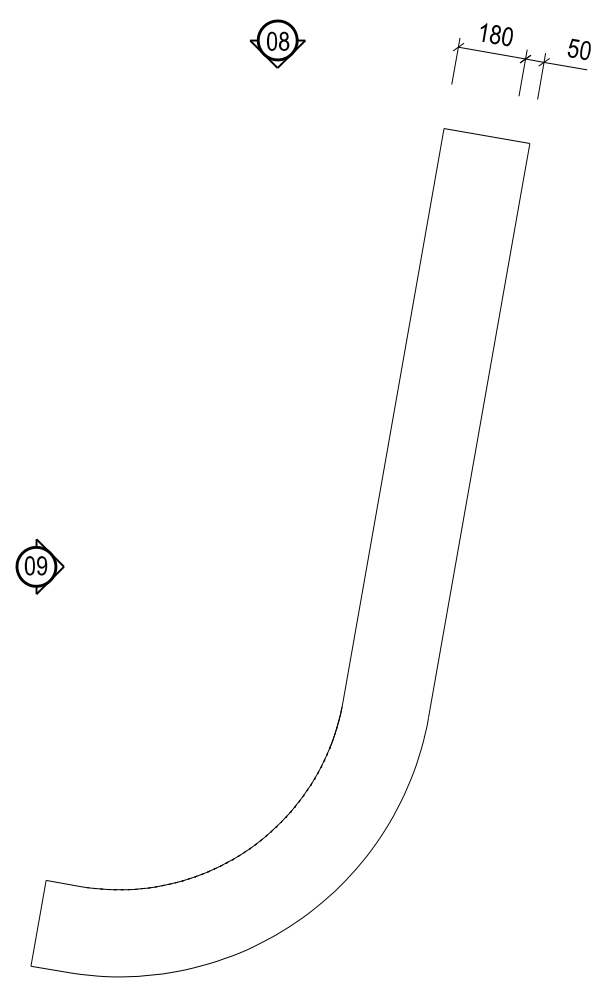


02 PRECAST PANEL 01 - ELEV
SCALE 1:20

03 PRECAST PANEL 01 - ELEV
SCALE 1:20



04 PRECAST PANEL 01 - ISO
SCALE 1:20

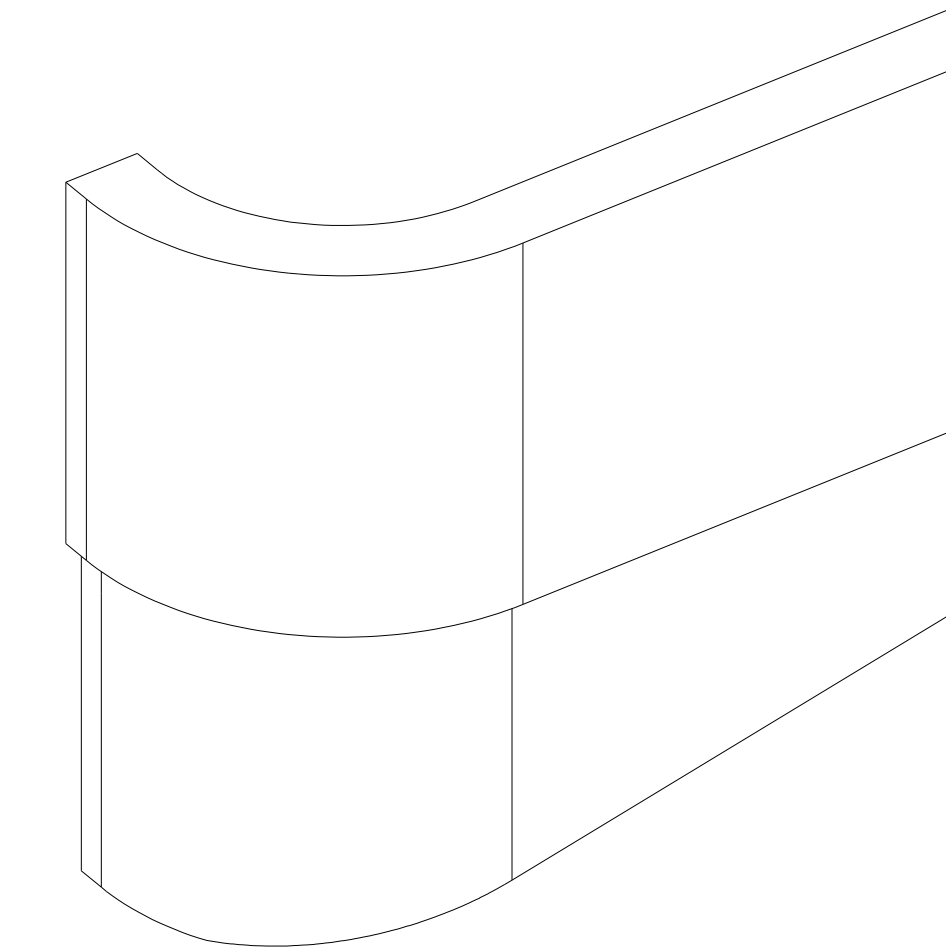


07 PRECAST PANEL 02 - PLAN
SCALE 1:20
NOTE: PANEL TO BE PLACED AS PART OF THE INSITU CONCRETE STRUCTURE ON-SITE - REFER TO STRUCTURAL DRAWINGS FOR DETAILS

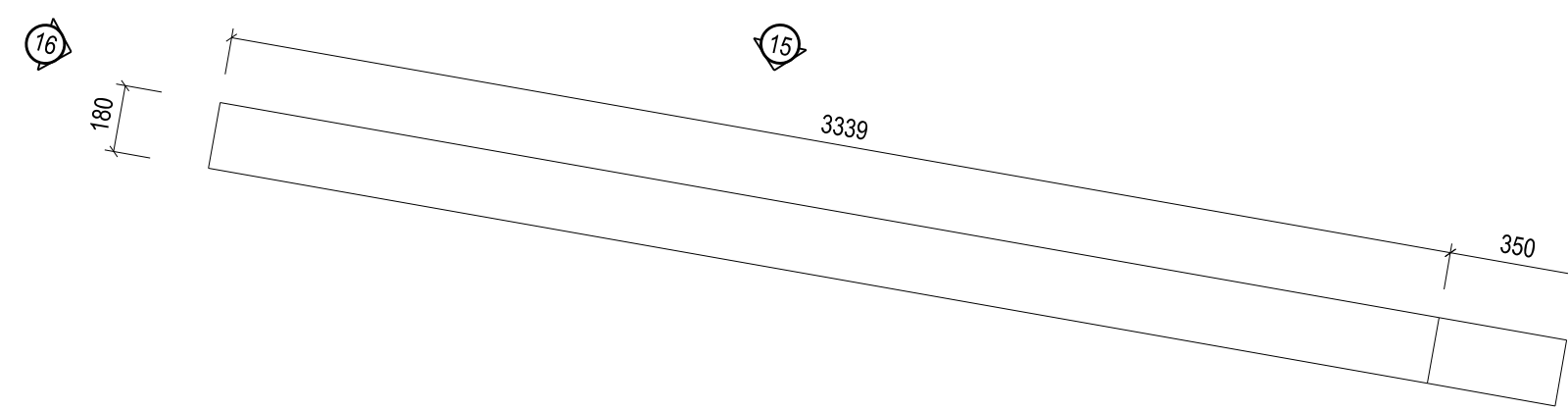


08 PRECAST PANEL 02 - ELEV
SCALE 1:20

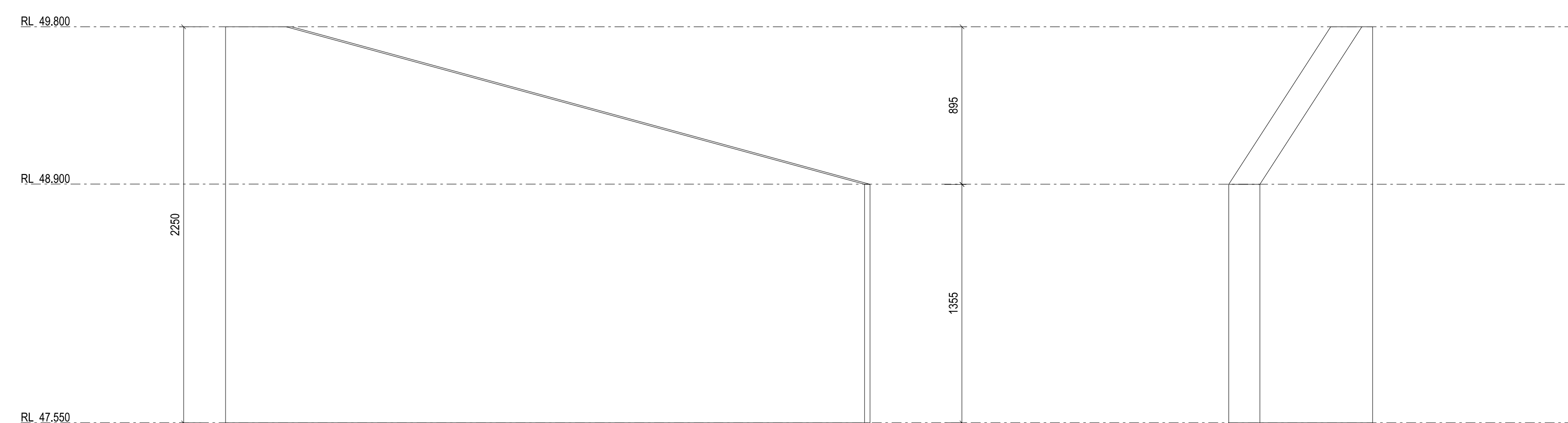
09 PRECAST PANEL 02 - ELEV
SCALE 1:20



10 PRECAST PANEL 02 - ISO
SCALE 1:20




14 PRECAST PANEL 03 - PLAN
SCALE 1:20
NOTE: PANEL TO BE PLACED AS PART OF THE INSITU CONCRETE STRUCTURE ON-SITE - REFER TO STRUCTURAL DRAWINGS FOR DETAILS



15 PRECAST PANEL 03 - ELEV
SCALE 1:20

16 PRECAST PANEL 03 - ELEV
SCALE 1:20



17 PRECAST PANEL 03 - ISO
SCALE 1:20

Rev	Issue	Revision Description	Amd	Date
A	SG	PRELIMINARY ISSUE	-	24.07.13



NADAAA
 NADAAA
 1520 Washington Street No.2 Boston Massachusetts 02118 USA
 Telephone +1 617 442 8232 Facsimile +1 688 442 1417 Email nadaaa@nadaaa.com

John Wardle Architects
 25 Rokeby Street, Collingwood, Victoria 3066 Australia
 Tel : +61 3 8662 0400 www.johnwardlearchitects.com
 © 2012 John Wardle Architects ABN 83 006 814 268

Client **University of Melbourne Parkville Campus**

Project **Faculty of Architecture Building and Planning**

Title **PRECAST PANEL SETOUT LEVEL 1 - SHEET 1**

Project No.	0913	Scale	1:20 @ A0 1:40 @ A2
Drawing No.	AR 6305	Revision	A

Date	Jul 2013	Dwn	-	Co-Ord	-	Chk	-
------	----------	-----	---	--------	---	-----	---

FILENAME - \$FILES
FOR CONSTRUCTION